











YOU CAN TUNE INTO NET 2005 AND OTHER ACN EVENTS:

If You Have A Dish This Size		And A Digital Receiver Like This		And Are Receiving These Channels
 <p>3 Ft Fixed Dish</p>		 <p>Topfield Manhattan Fortec Star Many Others</p>		 <p>Esperanza TV <i>3ABN</i> (also available on Sky Angel and some local cable and TV stations)</p>
 <p>7 – 10 Ft Moveable Dish</p>		 <p>Scientific Atlanta Receiver OR Any of the above Receivers</p>		 <p>Esperanza TV <i>3ABN</i></p>

If you need equipment or assistance to get tuned into the HOPE/ACN Channels, Call 800-ACN-1119.

The order form and more information is also included in this manual.

TECHNICAL SECTION

HOW TO RECEIVE *Prophecy Code: Bible Secrets Revealed*

It has never been easier to receive the satellite downlink at your location. The combination of a permanent signal and low cost equipment options mean that thousands of churches can host this event and reap the harvest.

NET 2005 will be carried on the ATN Business channel, also called Esperanza and ACN. These channels are on the same frequency as HOPE Channel so if you can receive one you should also be receiving the other.

TIME LINE TO SUCCESS:

The number one mistake churches make is to wait until the last minute to purchase equipment or to test and fix nonworking equipment. This means the church pays costly overnight fees or simply can't get the equipment running on time and loses the opening night audience.

- The time to make your purchase and installation is NOW.
- The time to make sure your installed equipment is working is NOW.
- The place to call if you need assistance or equipment is 800-ACN-1119, #4.
- Always allow 4-6 weeks for delivery & installation to avoid extra charges.

HOW TO RECEIVE NET 2005 IF YOU HAVE A SATELLITE SYSTEM IN PLACE:

If your church has a large dish (7.5 feet or larger) and the ACN digital system sold between 1998 and 2002, you should be able to tune into the broadcast channel right away. Check to make sure you are receiving the HOPE Channel (ATN HOME and Hope Channel are the same). If you are not receiving that channel, call 800-ACN-1119, #4 to seek assistance.

If your church has a digital receiver and a 3 ft dish pointing at AMC 4 you should also already be receiving the HOPE Channel and the ACN/Esperanza channels. ACN has been selling this system since 2003 and 3ABN has been selling a compatible system for several years. The system currently sold by the HOPE Channel is also compatible. If you have a Manhattan, Topfield, Fortec Star or SatCruiser Receiver, you should be able to tune into the ACN/Esperanza) channels today. If you cannot receive this signal, call 800-ACN-1119, #4 to seek assistance.

NET 2005 will also be on 3ABN/Sky Angel one time each evening only. It will not be on DirecTV or DISH Network.

HOW TO RECEIVE NET 2005 IF YOU DON'T ALREADY HAVE EQUIPMENT:

It has never been easier to obtain the necessary satellite equipment to host an evangelistic series. ACN/ATN offers two great packages for churches and even homes.

This section of the manual has an order form with current prices. These prices are good through December 31, 2004. After that date it's best to check the website for the latest prices when you are ready to place your order. Orders placed after February 12 may require additional shipping charges to arrive before NET 2005.

PVR Package:

A PVR Receiver is equipped with a built in Hard Drive to record the programs on disk. You can program it like you would a VCR, but without tape. You can replay the program on your big screen at church. You can even record one program while viewing another.

The two hour "buffer" is ideal for dealing with time zone issues. You can start viewing the program at a time ideal for your church and community without the hassle of switching tapes. You can even record the program to tape if you want to save it for long term use in the church library.

The PVR package comes with the PVR Digital Receiver, a 3 ft Dish and LNBF. Installation is available at an additional cost.

VIEWER'S CHOICE Package:

The Viewer's Choice package is a good package for those who want to view the program live or record something via VCR. It includes a low cost Digital Receiver, a 3 Ft Dish and LNBF. You can connect a VCR and manually program it to record events. It's a good choice for a limited budget.

INSTALLATION PACKAGE:

Both the PVR and Viewer's Choice packages use the same dish and LNBF. Many churches and homeowners can figure out how to install this system. For those who need Professional Installation, ACN has access to a nationwide installer network. You can learn more about the installation package in the NET 2005 Coordinator's Manual or visit www.acn.info to see what is included in the installation package and what it might cost in your area.

ACN continues to sell and support equipment to churches (and homeowners). You can use the order form in this manual, or visit www.acn.info see the latest prices and to download the order form. You can also call 800-226-1119, #4 to place an order or seek help with your equipment.

IMPORTANT INFORMATION FOR TUNING INTO NET 2005

1. Don't delay to make sure you have the right equipment and that it is working. Open the attached file for more information.
2. Make sure you can receive the correct channel and language for your time zone.
3. If you need assistance seek it well before opening night. Call 800-ACN-1119, #4.

TIME ZONE, CHANNEL and LANGUAGE INFORMATION

NET 2005 will be available on the ACN/Esperanza channels (same frequency as HOPE Channel). It will also be available for the ETZ feed only on 3ABN.

Eastern Time Zone:

Start Time: 7:00 – 8:30 PM

Satellite Feed: ACN/Esperanza: English, Spanish, French, Portuguese

Also available on the 3ABN Network in English

Central Time Zone:

Start Time: **7:30 – 9:00 PM**

Satellite Feed: ACN/Esperanza: English, Spanish, French, Portuguese

(By using the PVR units sold by ACN viewers can record the ETZ feed at 6:00 PM CTZ and play it back uninterrupted at 7:00 PM CTZ.)

Mountain Time Zone:

Start Time: 5:00 – 6:30 PM (record and rewind to show at 7 PM MTZ)

Satellite Feed: ACN/Esperanza: English, Spanish, French Portuguese

Pacific Time Zone:

Start Time: 7:00 – 8:30 PM

Satellite Feed: ACN/Esperanza: English, Spanish, French, Portuguese

NOTE: If you want to view/record more than one language at the same time you will need two receivers.

You will need to tune into the ACN/Esperanza channels for this event. It operates on the same frequency as HOPE Channel so if you get that channel you should have the necessary channels as follows:

CHANNEL NAME	USUAL LANGUAGE	FOR NET 2005
Esperanza	Spanish	Spanish
HOPE Channel	English	Not Involved
ACN/ATN (Esperanza Logo)	Spanish	English
ATN Service 2	Spanish	French (R) Portuguese (L)

FIND YOUR BEST EQUIPMENT PACKAGE

*Prices good through April 1, 2005

SHIPPING NOW INCLUDED IN PACKAGE PRICE FOR 48 STATES



All Packages include the same

dish and LNBF. The dish is about 36" by 30". Prices are for continental US sales. Canada, Alaska and Hawaii visit www.acn.info for prices. Michigan residential customers add 6% sales tax.



VIEWER'S CHOICE PACKAGE— \$199.00*



Includes: Topfield 3000Fi Digital Receiver w/2 year warranty
Dish and LNBF
UPS ground shipping to 48 states
Receives: ACN, ATN, 3ABN and LLBN

PVR 5000 Package— \$775.00*



Includes: Topfield 5000PVR with 80 GB recording Hard Drive w/ 2 year warranty. Records two programs at same time. Time delay buffer.
Dish and LNBF
UPS ground shipping to 48 states
Receives: ACN, HOPE, Esperanza, 3ABN and LLBN

Dish Conversion Package— \$99.00*

Includes the Dish and LNBF only
Highly recommend for sites that have problems tuning large dishes on to the digital Ku signal.
UPS ground shipping to 48 states

Installation Package--\$169.00 (Hm) \$199.00 (Ch)

ACN now has access to a nationwide network of installers. You can book the installation through ACN either at the time of your equipment order or later. See the specific information section for installation services.

Allow 4-6 weeks for delivery & setup. The NET 2005 Coordinator's manual includes an order form or obtain the order form at www.acn.info or call 800-ACN-1119, #4 to place your order by phone. Payment must be included with order. ACN takes Money order, Check, Visa or MasterCard.

Glossary

SATELLITE: A satellite is a communication device located almost 23,000 miles over the equator. Each satellite has a longitude position and a name. ACN uses a satellite at 101 degrees West named AMC 4. AMC 4 is above the equator south of western Kansas.

DISH: Dish is a layman's term for satellite antenna. ACN sells an 85-90 cm dish which is about 36 in. X 30 in. when installed.

LNBF: This is a small device that attaches to the front of the dish. It captures the satellite signal and passes it into the Receiver.

DIGITAL RECEIVER: ACN offers an inexpensive receiver as part of its **Viewers Choice** package. A simple channel change will receive the ACN, ATN, 3ABN and LLBN networks. Other receivers are also available. The PVR package is highly recommended for churches.

NETWORKS: A network is a channel or group of channels from the same programming organization. You can receive the following networks with the ACN system.

ACN— www.acn.info

HOPE & Esperanza— www.hopetv.org

3ABN— www.3abn.org

LLBN— www.llbn.org

LifeTalk Radio— www.lifetalk.net

EQUIPMENT PACKAGE: A group of equipment that enables you to tune in the above networks. Each package uses the same dish and LNBF.

- **VIEWER'S CHOICE Package:** This package includes an inexpensive receiver, LNBF and 3 ft dish. It receives all the above networks.
- **PVR Package:** The PVR unit includes a receiver that tunes in all the above networks and the 3ft dish and LNBF. This unit also has an internal 80 GB hard drive to record programs internally. You can then view them on your TV or record on a VCR.
- **INSTALLATION Package:** ACN contacts a nationwide installation network for you. See Install Form.

ACN EQUIPMENT ORDER FORM
Please print and complete all information

Date _____ Installed at: Church Home Other _____
 Your Name _____
 Mailing Address _____
 City _____ ST/PR _____ Zip _____
 Phone Hm (____) _____ Wk/Cell (____) _____
 Email _____

Shipping Address MUST be a street address where UPS or FedEx can deliver

ATTN: _____ Phone (____) _____
 Company _____
 Street Address _____
 City _____ ST/PR _____ Zip _____

If equipment belongs to a church or institution, please complete this section

Church Name _____
 Mailing Address _____
 City _____ ST/PR _____ Zip _____
 Phone Ch (____) _____ Conference _____
 Email _____

SELECT QUANTITY FOR YOUR EQUIPMENT PACKAGE*

___ VIEWER'S CHOICE PACKAGE	US\$199.00	CA\$325.00
___ PVR 5000 PACKAGE	US\$775.00	CA\$950.00
___ DISH & LNB ONLY PACKAGE	US \$99.00	CA\$150.00
___ INSTALLATION PACKAGE	US\$169.00—\$199.00	CA N/A

*Prices are subject to change after April 1, 2005. Check www.acn.info for the latest prices and order from. Canadian prices include all taxes.

Enter Equipment Amount \$ _____
 Enter Taxes or Extra Charges \$ _____
 (Michigan residents add 6% sales tax)
 Enter Installation Amount \$ _____
 Enter Order Total \$ _____

If installation is being purchased submit the Installation order form.

PAYMENT: No items can be shipped until full payment is received. All funds payable in US dollars.

Check or Money Order # _____ VISA _____ MasterCard _____
 CC# _____ - _____ - _____ - _____
 Name on Card _____ Exp Date ____ / ____ CID# _____

5 STEPS TO VIEWING HOPE TV, ACN, 3ABN, LLBN AND LIFETALK RADIO

STEP 1—Determine where to place your dish. In North America dishes have to point south. Your dish will be pointing at the equator south of Kansas. City codes and home owners associations may require you to install this out of sight of the street, but they CANNOT prevent you from installing this size dish.

STEP 2—Determine which equipment package you want to order. Visit www.acn.info for more information.

STEP 3—Order your system. Allow 4 weeks for delivery (it often arrives earlier). The dish comes in a large box and is about 36" X 30" in size when installed.

STEP 4—Install your equipment.

- Assemble Dish hardware
- Point dish in right direction
- Run cable from dish to receiver

Hundreds of home owners have installer this equipment on their own. ACN also has access to a nationwide network of installers.

STEP 5—Sit back and scroll through the channels to find the program you want to view.

ORDER DETAILS

Because of the large size of the shipping box, ACN cannot accept returns. Please make sure this item meets your needs before ordering. We will be glad to answer your questions at 800-226-1119, #4.

ACN sells only in the North American Division area.

Make checks payable to:
Adventist Communication Network
Box 0970
Andrews University
Berrien Springs, MI 49104

Fax Credit Card orders to:
269-471-2852 or call 800-226-1119

ACN/ATN INSTALLATION SERVICES

ACN now offers installation assistance. We can place your orders with a nationwide service. You can order the installation service when you order your equipment or after you've tried to set it up on your own.

ACN personnel does NOT do the installation. We also do NOT contact your local installer directly. We do place the order with the nationwide company. We collect the payment from you and pay the bill to the nationwide installation company. A local installer will call you to schedule a time to set up your dish.

Read what **is** and **is not** included in the installation package. Keep in mind that ACN is not involved in any extra charges—you will pay the installer directly for extra services. Get a quote on the cost of extra work before work starts. ACN will enforce cancellation and extra visit charges. Once you clearly understand what is involved you can fill in the information below and your installation will be scheduled once your equipment arrives. Equipment usually arrives in two boxes. Make sure all equipment has arrived and is at the installation address BEFORE scheduling an appointment when the installer calls you.

Mail with order form or separately to:
Adventist Communication Network
214 Info Services Building
Andrews University
Berrien Springs, MI 49104
Fax: 269-471-2852

Professional Standard Installation Includes:

1. Any roof top or wall installation that can be reached within 15 feet by ladder.
2. Visible wire routing that's up to 50 ft of swept-tested RG-6 cable. It includes one wall drilling and securing of any loose wiring.
3. Installation job for one receiver, one 85 cm antenna, and connection to TV set.
4. 3 months installation warranty.

Standard installation DOES NOT include:

1. Wiring that exceeds routing of 50 ft of swept-test RG-6 cable.
2. Any roof top installations that cannot be reached within 15 feet of ladder.
3. Any installation that requires drilling on multiple walls.
4. Any installation jobs that's not affiliated with ACN (such as speakers, extra receivers, VCRs, or any home entertainment systems).
5. The use of any special glue or other materials to hide the wiring.
6. Any installation on the public utility pole.
7. Any installation on the chimney.
8. Removal or restoration of any wiring from previous installations.
9. Apartments and condos require approval from the community management.
10. A second receiver will cost additional \$30.00 for labor only, not including cable, please pay directly to the installer in cash.
11. Parts and accessories require additional charge.
12. Any material that is required for ground installation. (Such as non-penetration mount, pole mount or tripod)

ACN INSTALLATION PACKAGE REQUEST

_____ YES! I want to purchase the ACN installation package for **\$169.00 (Hm) \$199.00 (Ch)**.

- I understand that ACN will charge my card when they ship the equipment.
- ACN will book the installation with a nationwide company.
- It may take 1 week after the equipment arrives before the local installer calls (call 800-226-1119 after that)
- Extra work I desire (longer cable, multiple rooms, etc) will be quoted and charged directly by the installer.
- I will pay a \$50 trip fee if all the equipment is not present or if I cancel the job when the installer arrives.

Name: _____ Hm Phone: (____) _____

Equipment will be installed at: _____

City: _____ ST _____ ZIP _____

Wk Phone or Cell Phone: (____) _____ Check # _____ or VISA MasterCard

CC# _____ -- _____ -- _____ Exp ____ / ____

Name on Card _____